


HIPRO

TP672M **72-cell**

375 - 400W
mono perc



KEY FEATURES



Excellent Anti-PID performance
2 times of industry standard Anti-PID test by TUV SUD



IP68 junction box
The highest waterproof level



Lower temperature coefficients
Enhance power generation

SYSTEM & PRODUCT CERTIFICATES

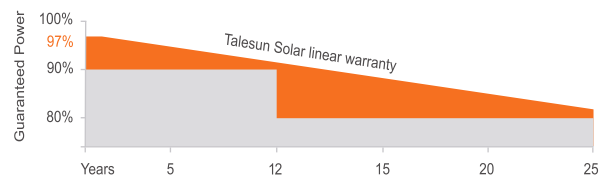
- IEC 61215 / IEC 61730 / UL 1703
- ISO 9001 : 2015 Quality Management System
- ISO 14001 : 2015 Environment Management System
- ISO 45001 : 2018 Occupational Health and Safety Management Systems



PERFORMANCE WARRANTY



■ Talesun standard
■ Industry standard



ELECTRICAL PARAMETERS

Performance at STC (Power Tolerance 0 ~ +3%)

Maximum Power(Pmax/W)	375	380	385	390	395	400
Operating Voltage(Vmpp/V)	39.3	39.6	39.8	40.0	40.3	40.5
Operating Current(Imp/A)	9.55	9.60	9.68	9.75	9.81	9.88
Open-Circuit Voltage(Voc/V)	48.0	48.3	48.5	48.7	49.0	49.2
Short-Circuit Current(Isc/A)	10.15	10.20	10.28	10.35	10.41	10.48
Module Efficiency ηm(%)	18.9	19.2	19.4	19.7	19.9	20.2

Performance at NMOT

Maximum Power(Pmax/W)	280	283.6	287.4	290.9	294.8	298.4
Operating Voltage(Vmpp/V)	36.5	36.8	36.9	37.1	37.4	37.6
Operating Current(Imp/A)	7.67	7.71	7.78	7.83	7.88	7.94
Open-Circuit Voltage(Voc/V)	44.7	45.0	45.2	45.4	45.6	45.8
Short-Circuit Current(Isc/A)	8.19	8.23	8.3	8.35	8.4	8.46

STC: Irradiance 1000W/m², Cell Temperature 25°C, Air Mass AM1.5 NMOT: Irradiance at 800W/m², Ambient Temperature 20°C, Air Mass AM1.5, Wind Speed 1m/s

MECHANICAL SPECIFICATION

Cell Type	Mono-Crystalline Silicon (5Busbar)
Cell Dimensions	158.75*158.75mm(6inches)
Cell Arrangement	72(6*12)
Weight	22.5kg(49.60lbs)
Module Dimensions	1979*1002*35(77.91*39.45*1.38inches)
Cable Length	1200(11.81inches)
Cable Cross Section Size	4mm ² (0.006inches ²)
Front Glass	3.2mm High Transmission, Tempered Glass
No.of Bypass Diodes	3/6
Packing Configuration (1)	30pcs/carton, 660pcs/40hq
Packing Configuration (2)	30+4pcs/carton, 1carton/pallet, 704pcs/40hq
Frame	Anodized Aluminium Alloy
Junction Box	IP68

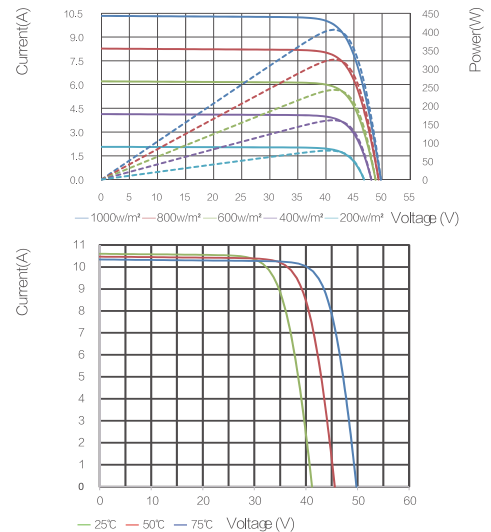
OPERATING CONDITIONS

Maximum System Voltage	1000V/DC(IEC)/1500V/DC(IEC)
Operating Temp	-40°C~+85°C
Maximum Series Fuse	20A
Static Loading	5400Pa
Conductivity at Ground	≤ 0.1Ω
Safety Class	II
Resistance	≥100MΩ
Connector	MC4 Compatible

TEMPERATURE COEFFICIENT

Temperature Coefficient Pmax	-0.39%/°C
Temperature Coefficient Voc	-0.30%/°C
Temperature Coefficient Isc	+0.05%/°C
NMOT	43±2°C

I-V CURVE



TECHNICAL DRAWINGS

